





Texas Diaper Bank

How to Host a Successful DIAPER DRIVE



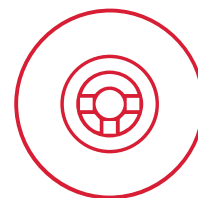
Set a Date

Diaper drives can be set for any time of the year. You can even choose to have a diaper bank to celebrate an anniversary, birthday, or any special occasion!



Collect Donations

We accept child and adult diapers, new and lightly used baby items, and wipes. Diapers can be in opened and unopened packages (all diapers are repackaged for clients by our volunteers).



Drop-off Donations

Once your drive is complete, please drop-off your donations at the Texas Diaper Bank during normal business hours. If you're unable to drop-off your donations, please let us know!

Why a Diaper Drive?

Do you want to help under-served families? Hosting a diaper drive is a great way to donate diapers and spread awareness of the diaper gap, plus it's easy! Diapers are one of the most basic needs for a family, but for low-income families, diapers can sometimes be a luxury and are often times rationed. A simple item such as diapers can change a family's life. Help make a difference today with the Texas Diaper Bank!

Contact Us



1803 Grandstand Dr., #150
San Antonio, TX 78238



(210) 731-8118



procurement@texasdiaperbank.org



texasdiaperbank.org

Promoting Your Drive on SOCIAL MEDIA



The Power of Social Media

Social media is a powerful and effective tool for expanding your reach! When you've finalized the details of your diaper drive, create a Facebook event and post to your story. Ask your friends and family to share. You'll be amazed by how quickly everyone will hear about your diaper drive!

Facebook

- 📌 Create a Facebook "Event" and invite all your friends and family. This way you can keep track on interest and post updates in one place. **Make sure you add the Texas Diaper Bank as a co-host so we can share it!**
- 📌 Share your story and tell your friends why this cause is so important to you! Stories are inspiring to others.
- 📌 Thank donors by giving them a shout-out and tagging them in your posts!
- 📌 Use plenty of photos! Canva is an excellent, free tool for creating graphics.

Instagram

- 📌 Share pictures of your diaper drive flyer, donations, EVERYTHING! Utilize your stories for this too.
- 📌 Utilize the location tagging tool to tag your collection locations or to tag the Texas Diaper Bank.
- 📌 Make sure to tag the Texas Diaper Bank (@txdiaperbank) and anyone else that you want to get involved.
- 📌 Utilize your stories to give updates and to thank you donors.

Social Media Examples:

Did you know? 1 in 3 families are affected by #diaperneed. Donate to my diaper drive to keep babies clean, dry, and healthy. @TXDIAPERBANK

One diaper can make a difference. That's why I'm hosting a diaper drive on behalf of the @TXDIAPERBANK. Please consider giving today (**insert date, time, and location details.**)

I believe all babies deserve clean diapers. Please show your support by donating to my diaper drive! (**Insert diaper drive flyer or graphic**)



@TXDIAPERBANK

Setting up Your Own FACEBOOK FUNDRAISER

Why Fundraising?

Monetary donations go 3-4x farther than diaper donations, because of special partnerships we have with distributors. For every dollar donated, 94 cents go directly towards programs that help families affected by diaper need. When you set up a Facebook fundraiser alongside your diaper drive, you're tripling your impact on the community.

Step One

Go to www.facebook.com/fund/txdiaperbank to get started.

Step Two

Set an internal goal and tell your story! Your dedication to the cause will inspire others to give and get involved.

Step Three

Jump start your fundraising efforts by being the first to make a donation!

Step Four

Share your fundraiser and invite your friends and family to make their own donations!

Questions?

Contact us at marketing@texasdiaperbank.org or (210) 731-8118 ext. 608

